

Primary Studio

Secondary Studio




STUDIO FLOOR PLAN

Open Studio: 59th Street

Please draw a visual representation of how you would like your set pieces and cameras placed.
Check the type of background you will need for your set.

Open Studio / Studio 1 (4-cameras)



Set Pieces Needed

- _____
- _____
- _____
- _____
- _____
- _____
- _____

Lighting & Background Design

Indicate the necessary lighting look option you plan to use for your production.

- Chroma Key Curtain (image needed)
- Black Curtain _____
- White Curtain _____
- None

Primary Studio

Secondary Studio




Manhattan Neighborhood Network

STUDIO FLOOR PLAN

Closed Studio: 59th Street

Closed Studio / Studio 2 (3-cameras)



Lighting & Background Design

Indicate the necessary lighting look option you plan to use for your production.

- Chroma Key Curtain (image needed)
- Black Curtain _____
- White Curtain _____
- None

Set Pieces Needed

- _____
- _____
- _____
- _____
- _____
- _____
- _____

Primary Studio




Secondary Studio

STUDIO FLOOR PLAN

Mini-Studio: 59th Street

Studio 3 Mini (2-cameras)



Set Pieces Needed

- _____
- _____
- _____
- _____
- _____
- _____
- _____

Control Room

Lighting & Background Design

Indicate the necessary lighting look option you plan to use for your production.

- Chroma Key Curtain (image needed)
- Black Curtain _____

Primary Studio


Secondary Studio



STUDIO FLOOR PLAN

Express Studio: 59th Street

Studio 4 Express (1 mobile camera, 1 fixed camera)



Lighting & Background Design

Indicate the necessary lighting look option you plan to use for your production.

- Chroma Key Curtain (image needed)
- Black Curtain _____

Set Pieces Needed

- _____
- _____
- _____
- _____
- _____